



Vacuum Manifold Filtration System



Vacuum Manifold Filtration System for SPE Sample Preparation

- Sturdy, clear acrylic construction
- Adjustable vacuum control
- Easy access to filtrate
- Compatible with all standard filter bottom microplates
- Collect into any storage plate
- Compatible with robotic handling

The Advantage™ Vacuum Manifold Filtration System allows you to collect into any storage plate (including low volume collection plates) and is compatible with robotic handling systems. It uses an integral flat gasket between the collection plate and the filtration plate which stays totally secure within the system. A spacer is supplied for use with low volume collection plates.

The Vacuum Manifold is constructed of tough acrylic for optimum performance and visual accessibility. The vacuum control system allows you to start and stop the vacuum via a simple toggle switch. A convenient needle valve provides the ability to adjust the pressure as needed (located to the left of the regulator). Simply turn the needle valve clockwise to increase the pressure and counter clockwise to reduce pressure.



Cat. No.	Description
96844	Vacuum Manifold Filtration System for SPE Sample Filtration

For pricing, see analytical-sales.com

Protein Crash Plates for Protein Precipitation



Want to:


- save preparation time?
- remove a sample transfer step?
- have less wear on injector valves, seals and clogged column frits?
- increase reproducibility and ease of automation?
- use one less collection plate?
- possibly reduce the matrix effect within your LC-MS/MS API source?

Protein Crash Plates can be your answer for a faster, cleaner sample extract!

Advantage 1mL Protein Crash Plates are manufactured under tight tolerances in our NJ facility. We are able to provide this product at a price point that makes protein precipitation plates a viable option once again!

- Use for Plasma, Urine and other Bioanalysis Samples
- Fully automatable, saves analyst time
- Works on all automated or current manual processing instrumentation

60223



Implementation in a new or existing assay couldn't be easier!

Example Protocol for the Advantage Protein Precipitation Filter Plates:

Add desired organic solvent (typically 3 x sample volume).
Add sample (unknown, Std, QC, etc).
Cover Filter Plate and Vortex.
Draw liquid through filter via Centrifugation. Vortex again for 1 minute.
You can also filter via vacuum. Extract samples with our 96 position Vacuum Manifold.

NOTE: Each well can hold up to 1.0 mL of liquid above the filter.
ACN or MeOH will not break through our filter plates for hours.

When covering the filter plate we recommend using our Silicone/PTFE cap mat (# 965007) or sealing film (# 961801)

Advantage™ 96-Well, 1mL Protein Crash Plates

Cat. No.	Description	Qty
60513	1mL Protein Precipitate 96 Well Plate w/ Grated Screen	Each
60513-5	1mL Protein Precipitate 96 Well Plate w/ Grated Screen	5

Advantage™ 96-Well, 2mL Protein Crash Plates

Cat. No.	Description	Qty
60223	2mL Protein Precipitate 96 Well Plate w/ Grated Screen	Each
60223-5	2mL Protein Precipitate 96 Well Plate w/ Grated Screen	5
60223-10	2mL Protein Precipitate 96 Well Plate w/ Grated Screen	10
60223-25	2mL Protein Precipitate 96 Well Plate w/ Grated Screen	25